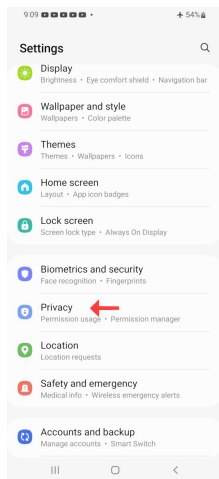
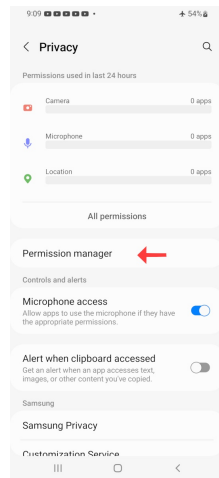


How to grant Storage Access to TopoDroid-X

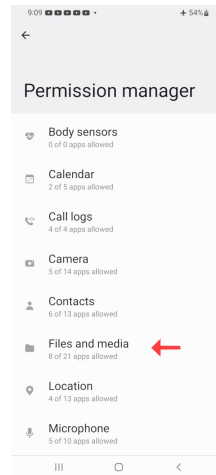
[1] Open the **Settings** app, and tap the **Privacy** section.



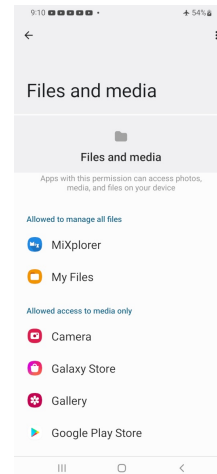
[2] Open the **Permission manager**.




[3] Open **Files and Media**



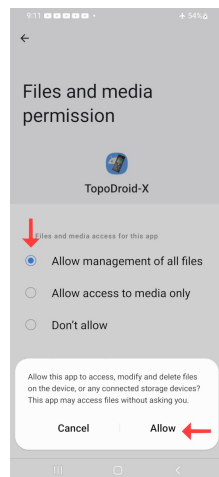
[4] Scroll down the apps



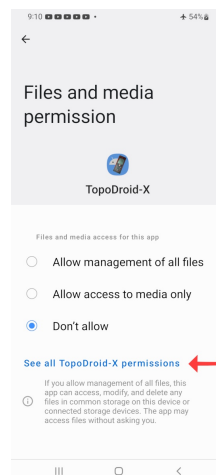
[5] Tap the app **TopoDroid-X**



[6] Select **"Allow management of all files"** and tap **Allow**



[Optional] You can also set other **TopoDroid-X** permissions



Alternate way, from a PC with **adb** (Android Debug Bridge).

Enable "*Developer Settings*" on Android, and enable *USB debugging*.

Connect Android to the PC with a USB cable.

From the PC, enter a shell on Android: type "*adb shell*" (you might have to accept the connection on Android).

Then type "*appops set com.topodroid.TDX MANAGE_EXTERNAL_STORAGE allow*".

Exit the shell with control-D.